

SPECIFICATIONS:

CONTACT RATING: Refer to "Contact Material Options" for more info.
 CONTACT RESISTANCE: 20mΩ max. initial @ 2-4VDC
 100mA for both silver and gold plated contacts.
 ELECTRICAL LIFE: 30,000 actuations at full load.
 INSULATION RESISTANCE: 1,000MΩ min.
 DIELECTRIC STRENGTHS: 1,500V RMS @ sea level.
 OPERATION TEMPERATURE: -30°C to +85°C.

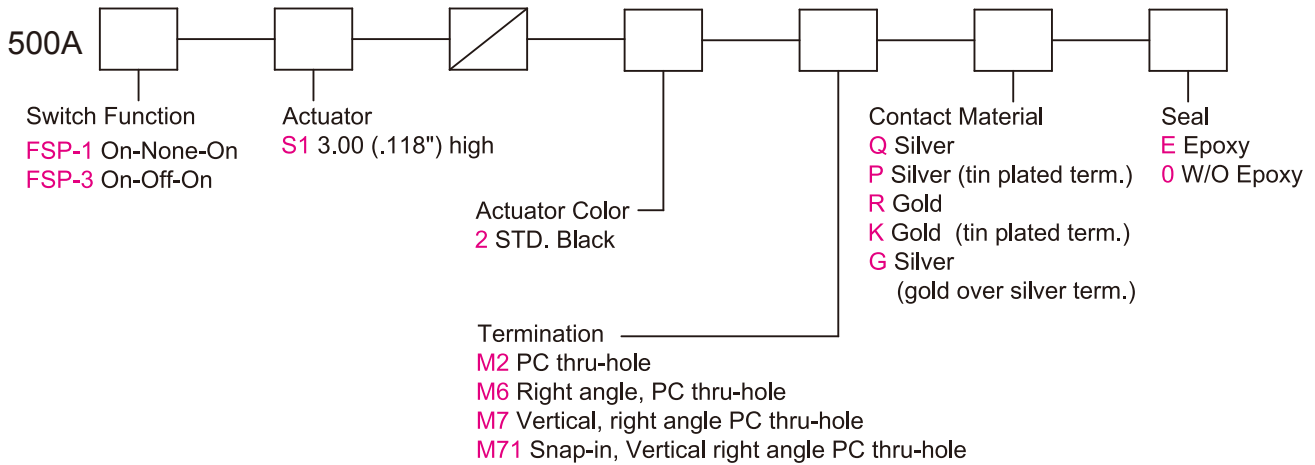
MATERIALS:

CASE: Diallyl phthalate(DAP)(UL 94V-0).
 HOUSING: Brass, tin plated.
 SLIDE HANDLE: Nylon 6/6, black standard.
 TERMINAL SEAL: Epoxy.

Specifications and Dimensions subject to change

If your preferred product configuration is not shown, please contact our sales representative for custom design.

HOW TO ORDER SYSTEM



M2



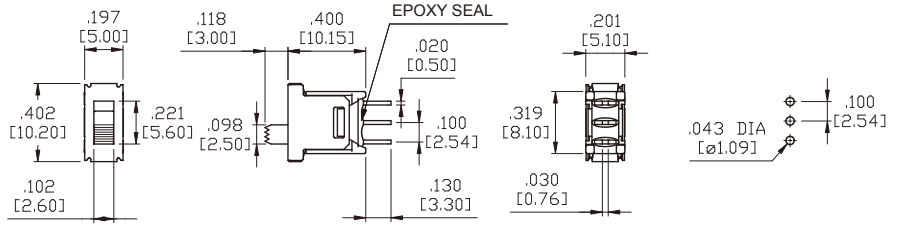
Model No.	Switching Position		
FSP-1	ON	NONE	ON
FSP-3	ON	OFF	ON
Term. Comm.	2-1	OPEN	2-3

Schematic

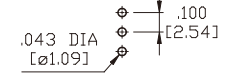
2Comm.



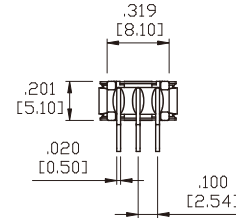
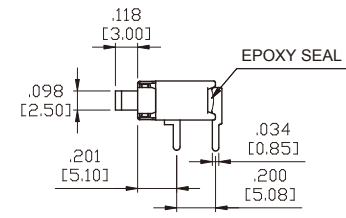
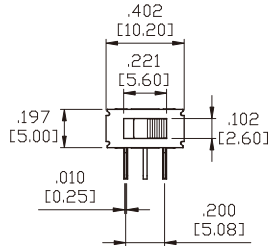
SPDT



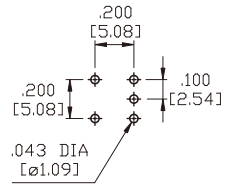
P.C.MOUNTING



M6



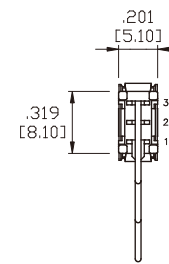
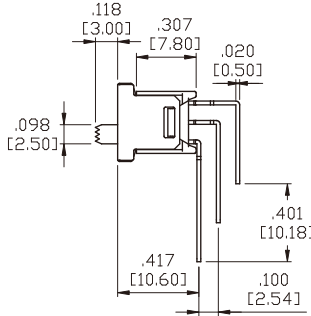
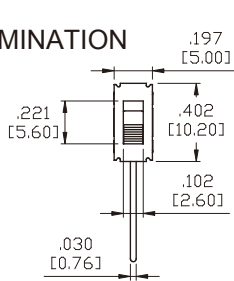
P.C.MOUNTING



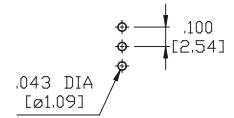
SPDT

M7

M71 SNAP-IN TERMINATION



P.C.MOUNTING



SPDT

CONTACT MATERIAL OPTIONS

Coding	Contact Material	Terminal Plating	Rating	Agency Approvals
Q	Silver ¹	Silver plated ¹	3Amps @ 125VAC or 28VDC 1.5Amps @ 250VAC	
P		Tin plated ⁵ / ₇		
R	Gold ²	Gold plated ⁴	0.4VA max @ 20V max (AC or DC)	
K		Tin plated ⁵ / ₆		
G	Silver ¹	Gold over silver ³	3Amps @ 125VAC or 28VDC 1.5Amps @ 250VAC	

1. Movable Contact / Terminals: Copper alloy, silver plated.
2. Movable Contact: Copper alloy with gold plated over nickel plated.
3. Terminals: Silver plated with outer layer in gold plating.
4. Terminals: Copper alloy, with gold plated over nickel plated.
5. Outer Terminals: Copper alloy with pure tin plated.
6. Terminal Contact: Gold plated over nickel plated.
7. Terminal Contact: Palladium nickel alloy (or Silver) plated.